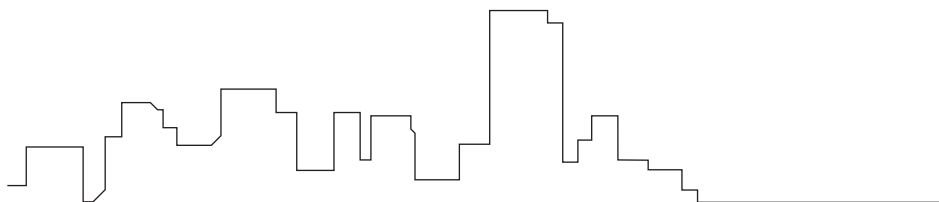


# Schedule of investment properties owned by the Group

for the year ended 28 February 2011

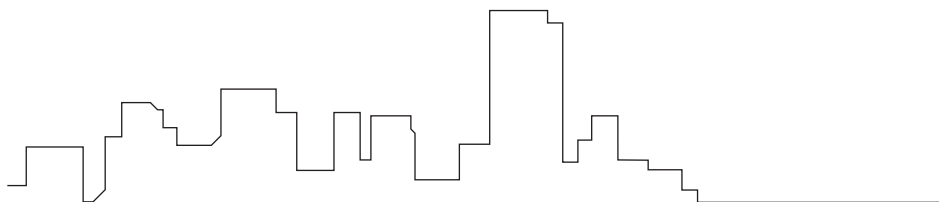
Name of property	Description of property held	Location of property	Description of improvements	Extent of land m <sup>2</sup>	Rent received R	Gross lettable area m <sup>2</sup>	Property value per GLA per R'000	Vacancy %	Property value 2011	Property value 2010
<b>Arcadia, Pretoria</b>										
470 Pretorius Street	Ptn 2 of Erf 58, Arcadia	470 Pretorius Street	Workshop	917	–	679	2 937	100,00	<b>1 994 181</b>	1 995 601
Apollo Centre	Erf 1111, Arcadia	210 Du Toit Street	Shops and offices	2 552	1 783 113	9 558	2 239	82,25	<b>21 396 755</b>	19 498 076
Benrico	Ptn 1 of Erf 34, Arcadia	417 Church Street	Shops, offices, store and parking	1 499	603 023	2 680	2 257	50,49	<b>6 048 213</b>	6 087 013
BP Leyds Street	Erf 1484, Arcadia	Cnr Leyds & Pretorius Street	Garage and parking area	5 452	1 552 950	545	26 446	–	<b>14 412 889</b>	14 223 314
Comer Place	Ptn 6 of Erf 77, Arcadia	243 & 249 Hamilton Street	112 flats	1 913	4 049 328	3 722	8 727	–	<b>32 480 578</b>	31 394 662
Gilboa	Erf 1249, Arcadia	50 Hamilton Street	Offices	1 682	296 667	3 875	–	–	<b>Sold</b>	15 019 296
LPA Beleggings	Remainder of Erf 62, Arcadia	484 Pretorius Street	Shops and workshop	1 914	302 452	1 288	1 901	–	<b>2 448 000</b>	2 361 287
Leo's Place	Remainder of Erf 1079, Arcadia	451 Church Street	Shops and 179 flats	3 416	6 411 827	6 202	7 959	–	<b>49 363 123</b>	46 128 511
Ludwigs	Erf 38, Arcadia	416 Pretorius Street	Showroom	2 552	350 000	1 610	2 976	–	<b>4 790 583</b>	4 997 195
MBA Building	Ptn 1 Erf 75, Arcadia	527 Church Street	Offices	1 278	1 400 467	3 049	3 399	35,45	<b>10 364 867</b>	9 388 562
Numall	Erf 1317, Arcadia	439 Church Street	Shops and vacant land	8 588	2 282 070	5 220	3 766	–	<b>19 656 626</b>	19 585 907
Provisus	Erf 1186, Arcadia	523 Church Street	Offices	2 552	4 261 640	5 906	5 892	9,72	<b>34 795 995</b>	30 568 517
				<b>34 315</b>	<b>23 293 537</b>	<b>44 334</b>	<b>4 461</b>	<b>24,52</b>	<b>197 751 810</b>	<b>201 247 941</b>



# Schedule of investment properties owned by the Group

for the year ended 28 February 2011

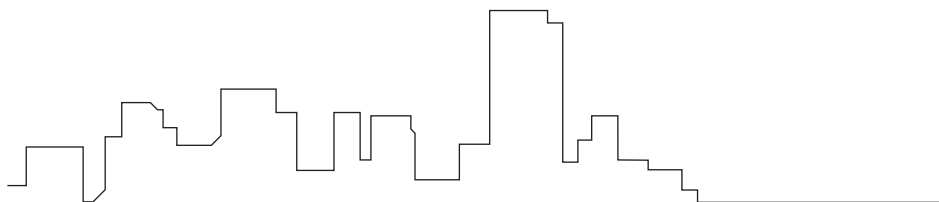
Name of property	Description of property held	Location of property	Description of improvements	Extent of land m <sup>2</sup>	Rent received R	Gross lettable area m <sup>2</sup>	Property value per GLA per R'000	Vacancy %	Property value 2011	Property value 2010
<b>Pretoria Central</b>										
28 Church Street	Ptn 1 of Erf 323, Pretoria	28 Church Street	Shops and offices	1 276	4 001 507	6 735	6 804	13,94	<b>45 826 739</b>	41 289 356
ABSA Pretorius Street	Ptn 4 of Erf 418, Pretoria	250 Pretorius Street	Shops and offices	812	1 988 910	3 281	4 272	32,37	<b>14 016 583</b>	12 675 985
Alec's Place	Ptn 1 of Erf 550, Pretoria	321 Bosman Street	Shops and 95 flats	1 357	4 158 743	5 293	5 825	–	<b>30 832 387</b>	28 421 831
Amanda Court	Ptn 1 of Erf 3095, Pretoria	245 Schoeman Street	Shops and 16 flats	2 186	2 076 227	2 878	5 237	–	<b>15 073 296</b>	14 739 195
AVN Building	Erf 3343, Pretoria	360 Andries Street	Shops and offices	2 374	3 194 515	6 978	3 855	–	<b>26 901 179</b>	28 014 480
Bank Towers	Ptn 8 of Erf 327, Pretoria	190 Andries Street	Offices	1 722	4 430 691	7 337	5 872	42,06	<b>43 083 178</b>	39 619 192
Boschurch	Ptn 3 of Erf 318, Pretoria	193 Bosman Street	Shops	638	552 968	926	5 139	–	<b>4 758 478</b>	4 568 447
Burlan	Remainder of Erf 370, Pretoria	41 Bureau Lane	Shop, basement and 7 floors of offices	480	820 326	2 063	3 638	–	<b>7 506 117</b>	7 017 185
Capital Towers North	Erf 3072, Pretoria	225 Vermeulen Street	Shops and offices	2 966	12 538 654	13 624	7 828	6,57	<b>106 655 083</b>	92 163 347
Central House	Erf 422, Pretoria	223 Central Street	Shops and 3 floors of offices	2 552	4 735 148	4 935	8 336	16,21	<b>41 139 964</b>	40 268 855
Central Towers	Ptn 6 of Erf 423, Pretoria	286 Pretorius Street	Shops and offices	1 299	5 089 719	7 586	5 183	31,49	<b>39 317 892</b>	38 167 051
City Place	Erf 3039, Pretoria	111 Church Street	Shops and 298 flats	5 725	11 105 075	14 655	5 784	19,48	<b>84 759 138</b>	79 265 500
Curpro	Erf 2820, Pretoria	247 Proes Street	Motor showroom	2 552	406 056	168	18 641	–	<b>3 131 619</b>	2 974 629
Cuthchurch	Ptn 10 of Erf 371, Pretoria	206 Andries Street	Shops and offices	348	1 433 433	1 129	6 005	5,85	<b>51 207 377</b>	49 184 723
	Ptn 6 of Erf 371, Pretoria	259 Church Street	Basement, shops and offices	375	2 024 427	945		–		
	Ptn 9 of Erf 371, Pretoria	210 Andries Street	Basement, shops and offices	1 828	1 780 257	6 453		52,69		
Daloria	Ptn 4 of Erf 484, Pretoria	395 Pretorius Street	Shops	1 873	862 607	1 564	4 921	1,28	<b>7 696 728</b>	6 010 353
Damalis	Ptn 2 & 3 of Erf 67, Pretoria	256 Struben Street	Shops	917	239 599	480	10 817	–	<b>5 191 936</b>	–
Demar Building	Remainder of Erf 577, Pretoria	371 Schoeman Street	Shops, basement parking and 70 flats	2 225	2 713 310	4 107	3 879	10,10	<b>15 932 145</b>	15 912 795



# Schedule of investment properties owned by the Group

for the year ended 28 February 2011

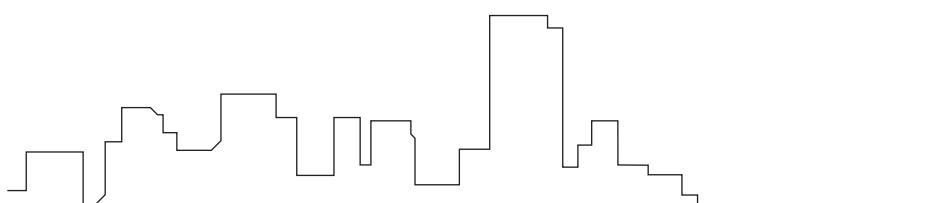
Name of property	Description of property held	Location of property	Description of improvements	Extent of land m <sup>2</sup>	Rent received R	Gross lettable area m <sup>2</sup>	Property value per GLA R'000	Vacancy %	Property value 2011	Property value 2010
<b>Pretoria Central (continued)</b>										
Die Meent	Erf 3364, Pretoria	266 Pretorius Street	Shops and offices	7 582	9 710 381	28 756	3 870	70,02	<b>111 297 297</b>	82 727 334
Du Proes	Erf 2868, Pretoria	26 Andries Street	Shops	1 317	296 933	1 280	2 692	77,73	<b>11 586 439</b>	11 452 134
	Ptn 1 of Erf 168, Pretoria	83 Du Toit Street	Shops	609	193 653	701		10,84		
	Ptn 4 of Erf 25, Pretoria	34 Andries Street	Shops	508	63 778	514		–		
	Ptn 6 of Erf 168, Pretoria	400 Proes Street	Shops	1 247	292 334	831		1,44		
	Ptn 6 of Erf 25, Pretoria	28 Andries Street	Shops	1 001	188 884	723		–		
	Re of Ptn 2 of Erf 168, Pretoria	79 Du Toit Street	Shops	522	112 200	255		–		
Dupro7	Remainder of Ptn 1 of Erf 25 & remainder of Erf 67, 36 and 38 Andries Pretoria	Street	Vacant land	878	48 382	878	3 816	–	<b>3 350 750</b>	3 350 750
MidChurch	Remainder of Erf 359, Pretoria	121 Church Street	Shops	654	68 000	1 459	2 141	–	<b>3 123 107</b>	–
Paulefko	Ptn 1 of Erf 2599, Pretoria	327 Paul Kruger Street	Shop	557	261 583	1 409	1 274	–	<b>1 794 404</b>	1 721 779
Perl Modes Building	Remainder of Erf 3088, Pretoria	273 Andries Street	Shops and offices	1 577	1 861 667	2 110	8 392	–	<b>17 706 500</b>	15 960 529
Perm Building	Erf 3190, Pretoria	246 Paul Kruger Street	Offices	1 862	3 375 422	6 114	4 007	51,28	<b>24 501 391</b>	27 642 392
Pete's Place	Ptn 7 & 8 of Erf 505, Pretoria	174 Schoeman Street	Shops and 181 flats	1 782	6 404 377	6 913	8 129	0,80	<b>56 192 792</b>	49 506 739
Potmeul	Ptn 3 of Erf 3019, Pretoria	Cnr Potgieter & Proes Streets	Vacant land	16 523	–	–	–	–	<b>1 392 044</b>	1 305 070
Poyntons	Erf 2841, Pretoria	117 Van der Walt Street	Shop and offices	2 001	1 301 878	3 150	4 125	48,00	<b>12 994 807</b>	13 067 050
Praetor Forum	Erf 3387, Pretoria	267 Van der Walt Street	Shop and offices	2 132	3 166 887	6 006	4 579	34,38	<b>27 502 380</b>	23 455 773
Premium Towers	Ptn 1 of Erf 3341, Pretoria	296 Pretorius Street	Shop and offices	1 418	3 875 879	5 908	6 183	27,35	<b>36 530 709</b>	32 289 093



# Schedule of investment properties owned by the Group

for the year ended 28 February 2011

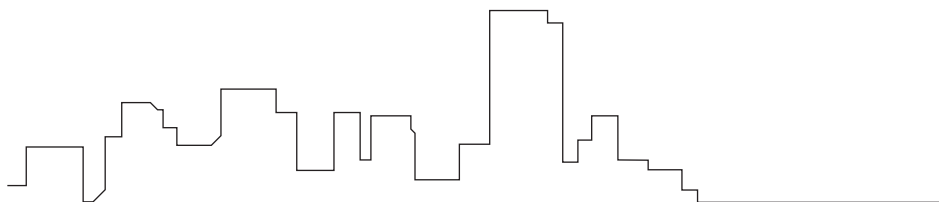
Name of property	Description of property held	Location of property	Description of improvements	Extent of land m <sup>2</sup>	Rent received R	Gross lettable area m <sup>2</sup>	Property value per GLA per R'000	Vacancy %	Property value 2011	Property value 2010
<b>Pretoria Central (continued)</b>										
Pretjolum	Erf 2774, Pretoria	385 Pretorius Street	Shops and warehouse	2 181	164 220	1 704	2 764	–	<b>19 397 080</b>	18 907 290
	Erf 2858, Pretoria	386 Schoeman Street	Shops	4 357	1 036 531	3 163		–		
	Ptn 2 of Erf 483, Pretoria	391 Pretorius Street	Offices and shops	993	470 735	1 229		–		
	Remainder of Erf 2585	267 Du Toit Street	Offices	1 785	364 643	923		–		
Pretoria Roadworthy	Erf 2717, Pretoria	218–224 Schubart Street	Workshop	1 181	61 849	705	566	–	<b>399 238</b>	396 005
Prime Towers	Ptn 2 of Erf 520, Pretoria	296 Schoeman Street	Shops, 5 floors of offices and basement	752	1 826 618	3 738	5 901	29,99	<b>22 059 620</b>	18 198 825
Prinschurch	Erf 383, Pretoria	216 Prinsloo Street	Office and shops	2 552	7 252 755	13 231	4 159	86,81	<b>55 025 736</b>	58 828 942
Prinsman	Erf 3452, Pretoria	327 Schoeman Street	Shops, offices and 175 flats	8 504	8 745 170	9 339	6 220	–	<b>113 036 208</b>	110 039 724
	Ptn 1 of Erf 3432, Pretoria	332 Skinner Street	Shops	4 475	1 449 767	3 109		–		
	Ptn 1 of Erf 571, Pretoria	317 Schoeman Street	Offices and shops	1 703	2 938 512	5 725		95,53		
Prinsproes	Remainder of Erf 163, Pretoria	84 Prinsloo Street	Shops and offices	2 378	570 572	4 632	1 829	34,33	<b>8 472 331</b>	5 792 824
Rapier	Ptn 3 of Erf 198, Pretoria	297 Proes Street	Shops	1 247	1 213 510	971	10 965	–	<b>10 647 267</b>	10 726 268



# Schedule of investment properties owned by the Group

for the year ended 28 February 2011

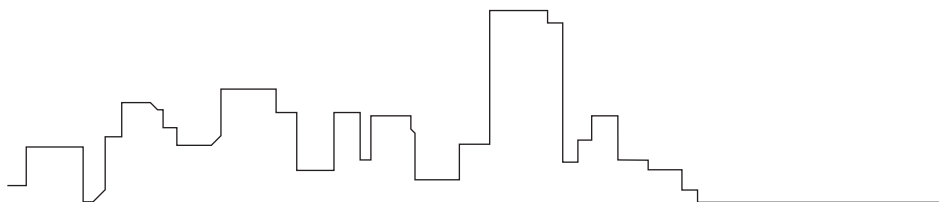
Name of property	Description of property held	Location of property	Description of improvements	Extent of land m <sup>2</sup>	Rent received R	Gross lettable area m <sup>2</sup>	Property value per GLA per R'000	Vacancy %	Property value 2011	Property value 2010
<b>Pretoria Central (continued)</b>										
Rezmep	Erf 3081, Pretoria	385 Church Street	Shops	2 812	512 405	2 128	3 501	–	<b>66 457 575</b>	57 407 384
	Remainder of Erf 385, Pretoria	379 Church Street	Shops	763	214 803	803		–		
	Erf 387, Pretoria	387 Church Street	Shops, warehousing and 20 flats	2 552	804 080	1 994		50,35		
	Erf 432, Pretoria	362 Pretorius Street	Shops and warehouse	2 552	2 675 528	1 945		–		
	Erf 435, Pretoria	388 Pretorius Street	Shops and warehouse	2 552	496 958	1 881		–		
	Ptn 1 & 2 of Erf 384, Pretoria	361 Church Street (East)	Shops	553	380 436	847		45,22		
	Ptn 1 of Erf 388 & Remainder of Lot 409, Pretoria	219 Du Toit Street	Shops and 22 flats	1 485	811 179	2 237		–		
	Ptn 1 of Erf 434, Pretoria	378 Pretorius Street	Shops, offices and warehousing	1 276	187 006	1 978		21,23		
	Ptn 3 of Erf 434, Pretoria	384 Pretorius Street	Shops	1 276	341 456	2 020		–		
	Remainder of Erf 388, Pretoria	399 Church Street	Shops and hotel	1 067	488 969	3 152		10,47		
Russel's Place	Erf 2669, Re of Erf 356, Ptn 3 of Erf 356, Pretoria	213 & 221 Schubart Street and 91 Church Street	Shops and 191 flats	3 021	7 616 392	8 140	7 742	4,67	<b>63 022 758</b>	62 925 636
Samchurch	Consolidated Erf 3433	Cnr Church & Prinsloo Street	Shops, basement and vacant land	3 237	436 857	3 237	9 293	94,69	<b>30 081 413</b>	30 087 136
Schoecourt	Erf 2597	84 Schoeman Street	Shops and storeroom	2 738	97 385	2 542	1 025	55,47	<b>2 606 583</b>	–
Shepstru	Remainder of Erf 121, Pretoria	335 Struben Street	Shops, offices and houses	2 378	933 055	3 070	2 558	7,17	<b>7 852 086</b>	7 419 374
Shoprite Van der Walt street	Erf 2723, Ptn 1 of Erf 2577, Ptn 1 of Erf 2581, Pretoria	298 Church Street	Shops and offices	7 358	3 683 553	18 901	6 951	–	<b>131 381 606</b>	–
Standard Bank Chambers	Remainder of Erf 2801, Pretoria	236 Paul Kruger Street	Offices	1 741	4 354 752	7 571	5 089	6,72	<b>38 526 571</b>	36 821 393



# Schedule of investment properties owned by the Group

for the year ended 28 February 2011

Name of property	Description of property held	Location of property	Description of improvements	Extent of land m <sup>2</sup>	Rent received R	Gross lettable area m <sup>2</sup>	Property value per GLA R'000	Vacancy %	Property value	
									2011	2010
<b>Pretoria Central (continued)</b>										
Station Place	Erf 3509, Pretoria	190 Scheiding Street	Shops and 369 flats	7 656	12 945 809	16 285	6 016	1,22	<b>97 974 660</b>	97 521 223
Toitman	Ptn 4 of Erf 436, Pretoria	225 Du Toit Street	Office and shops	13 034	562 557	2 139	2 120	–	<b>4 535 633</b>	4 302 356
Vanstrub	Erf 3059, Pretoria	70 Van der Walt Street	Shops and warehouse	5 104	2 304 338	4 111	5 838	46,41	<b>24 001 907</b>	24 048 583
Volks Building	Remainder of Erf 357, Pretoria	218–224 Schubart Street	Parking	1 276	148 939	1 276	783	–	<b>998 831</b>	998 831
				<b>211 487</b>	<b>206 428 919</b>	<b>366 975</b>	<b>5 182</b>	<b>21,34</b>	<b>1 901 726 383</b>	<b>1 642 768 300</b>

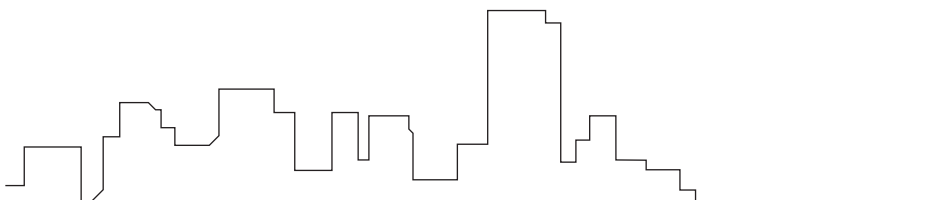


# Schedule of investment properties owned by the Group

for the year ended 28 February 2011

Name of property	Description of property held	Location of property	Description of improvements	Extent of land m <sup>2</sup>	Rent received R	Gross lettable area m <sup>2</sup>	Property value per GLA R'000	Vacancy %	Property value	
									2011	2010
<b>Hatfield, Pretoria</b>										
427 on Hilda	Remainder of Erf 97	427 Hilda Street	Offices	1 276	3 974 103	3 691	<b>12 065</b>	6,58	<b>44 530 870</b>	42 944 286
Intersite	Erf 714, Hatfield *	420 Festival Street	Gym and college	–	5 621 987	5 829	5 459	–	<b>31 818 502</b>	*
Highlands	Remainder of Erf 88, Hatfield	1091 Arcadia Street	26 flats and shop	1 461	371 496	1 019	8 262	–	<b>8 418 488</b>	5 248 013
Protea Hotel	Erf 92, Hatfield	1050 Burnett Street	Shops and hotel	2 803	5 076 771	5 224	9 418	1,76	<b>49 198 150</b>	44 919 732
The Fields	Erf 786, Hatfield	Cnr Hilda and Burnett Street	Mixed use	18 517	40 527 060	48 488	11 233	19,51	<b>544 657 062</b>	421 064 560
				<b>24 057</b>	<b>55 571 417</b>	<b>64 251</b>	<b>10 562</b>	<b>15,24</b>	<b>678 623 072</b>	<b>514 176 591</b>

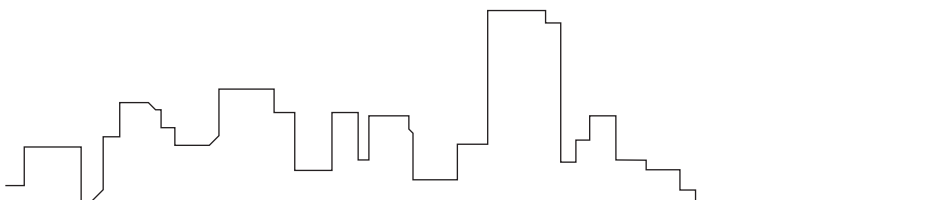
\* Leasehold property previously disclosed under property, plant and equipment.



# Schedule of investment properties owned by the Group

for the year ended 28 February 2011

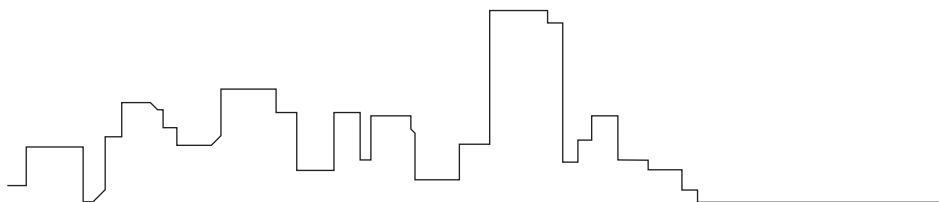
Name of property	Description of property held	Location of property	Description of improvements	Extent of land m <sup>2</sup>	Rent received R	Gross lettable area m <sup>2</sup>	Property value per GLA R'000	Vacancy %	Property value		
									2011	2010	
<b>Hermanstad, Pretoria</b>											
Bartlucia	Erf 512, Hermanstad, Pretoria	433 Van Riebeeck Street	9 units of warehousing	25 240	2 544 645	11 487	2 340	10,98	<b>26 881 830</b>	26 133 382	
Hoffcity	Erf 298, Hermanstad, Pretoria	470 Van Der Hoff Road	Shops	1 800	349 206	716	2 810	38,83	<b>5 894 964</b>	5 880 679	
	Erf 484, Hermanstad, Pretoria	462 Van Der Hoff Road	Shops	3 802	646 987	1 382		10,85	–	–	
				<b>30 842</b>	<b>3 540 838</b>	<b>13 585</b>	<b>2 413</b>	<b>12,43</b>	<b>32 776 794</b>	<b>32 014 061</b>	



# Schedule of investment properties owned by the Group

for the year ended 28 February 2011

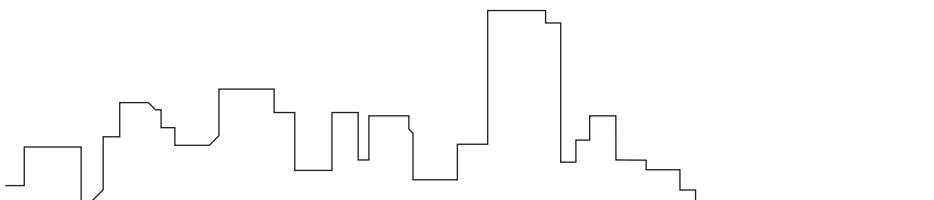
Name of property	Description of property held	Location of property	Description of improvements	Extent of land m <sup>2</sup>	Rent received R	Gross lettable area m <sup>2</sup>	Property value per GLA R'000	Vacancy %	Property value 2011	Property value 2010
<b>Johannesburg and surrounding</b>										
3 West Street	Erf 2611, 2612, Jhb	3 West Street	Shops and offices	2 230	1 904 355	3 088	3 732	0,58	<b>11 523 215</b>	10 180 166
Armadale	Erf 4685, Jhb	1 Twist Street	Shops and 82 flats	1 984	4 411 161	10 652	2 357	32,73	<b>25 110 692</b>	21 452 487
Bradlows Corner	Erf 4844, Jhb	66 Rissik Street	Shops	991	1 072 962	2 103	5 486	41,37	<b>11 536 029</b>	10 982 962
Brisk Place	Erf 4866, Jhb	195 Bree Street	Shops and 93 flats	1 004	4 652 962	5 636	5 929	4,40	<b>33 416 641</b>	31 442 977
Fedsure House	Erf 5297, Jhb	87 Rissik Street	Shops, offices and parking	3 488	1 716 594	21 899	1 408	97,36	<b>30 841 083</b>	12 362 433
Focus House	Erf 4870, Jhb	86 Loveday Street	Shops and offices	502	1 110 284	3 088	2 460	20,43	<b>7 597 635</b>	6 537 967
Iskemp	Erf 513, Isando	5 Isando Road	Warehouse and office	12 742	1 288 123	6 637	1 759	58,69	<b>11 675 970</b>	11 550 810
Landjack	Ptn 285 (a ptn of ptn 85) of farm Turffontein 96	17 & 19 Eloff Street	Warehouse	596	188 832	586	9 127	–	<b>5 348 324</b>	5 139 021
	Erf 98, Heriotdale Ext 3, Germiston	Green Street	Vacant land	4 021	473 611	187	–	–		
Lara's Place	Erf 4497, Jhb	187 Bree Street	Shops, offices and 141 flats	1 495	2 778 516	7 770	7 357	22,06	<b>57 163 395</b>	47 594 555
Lister Medical Centre	Erf 4528, Jhb	195 Jeppe Street	Shops and offices	1 984	2 885 825	14 010	3 160	18,86	<b>44 276 258</b>	–
Loveday	Erf 1125,1127 – 1130,1135,1136, Jhb	60 – 66 Loveday Street	Shops and offices	2 480	2 415 254	2 943	6 158	25,89	<b>18 123 543</b>	18 105 383
North City	Erf 4475, Jhb	28 Melle Street	Shops and offices	1 489	5 083 927	7 993	4 964	29,99	<b>39 679 825</b>	37 356 983
				<b>35 006</b>	<b>29 982 406</b>	<b>86 592</b>	<b>3 422</b>	<b>43,87</b>	<b>296 292 610</b>	<b>212 705 744</b>



# Schedule of investment properties owned by the Group

for the year ended 28 February 2011

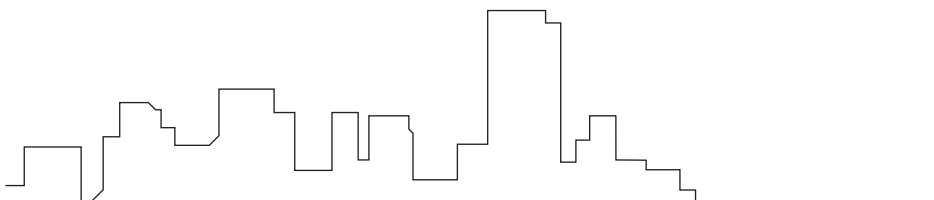
Name of property	Description of property held	Location of property	Description of improvements	Extent of land m <sup>2</sup>	Rent received R	Gross lettable area m <sup>2</sup>	Property value per GLA per R'000	Vacancy %	Property value 2011	Property value 2010
<b>Moot and Gezina, Pretoria</b>										
Bouwer Broers	Erf 733, Gezina	522 Voortrekker Road	Shops	1 000	1 157 460	2 673	3 122	–	<b>8 344 971</b>	7 336 199
Orion	Sectional title unit 1–33 on Erf 1537, Capital Park	482 Myburgh Street	Shops, warehousing and 23 flats	1 862	1 045 683	2 665	2 542	17,52	<b>6 773 288</b>	6 783 205
Roslev	Erf 290, Gezina	510 Voortrekker Road	Shops and 22 flats	2 552	1 202 773	2 365	3 629	10,66	<b>8 581 586</b>	8 141 989
Trekfred	Erf 716 & Remainder of Erf 336, Gezina	492 Voortrekker Road & 487 HF Verwoerd Drive	Shops and vacant land	6 379	1 526 080	2 760	5 216	–	<b>14 396 436</b>	14 368 181
Trekmin Building	Sectional title units 1–60 on Erf 667, Gezina	630 Voortrekker Road	Shops and 48 flats	11 483	4 724 352	8 554	4 152	1,19	<b>35 519 969</b>	33 272 241
				<b>23 276</b>	<b>9 656 348</b>	<b>19 017</b>	<b>3 871</b>	<b>4,32</b>	<b>73 616 250</b>	<b>69 901 815</b>



# Schedule of investment properties owned by the Group

for the year ended 28 February 2011

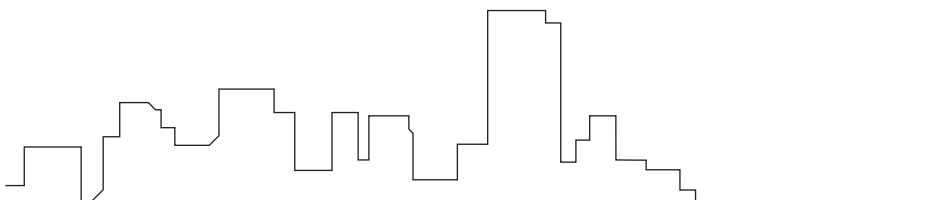
Name of property	Description of property held	Location of property	Description of improvements	Extent of land m <sup>2</sup>	Rent received R	Gross lettable area m <sup>2</sup>	Property value per GLA R'000	Vacancy %	Property value	
									2011	2010
<b>Pretoria North</b>										
Normed	Erf 1739, Pretoria North	260 Burger Street	Offices	7 655	2 181 354	5 924	2 976	36,60	<b>17 630 892</b>	16 364 756
									<b>17 630 892</b>	<b>16 364 756</b>



# Schedule of investment properties owned by the Group

for the year ended 28 February 2011

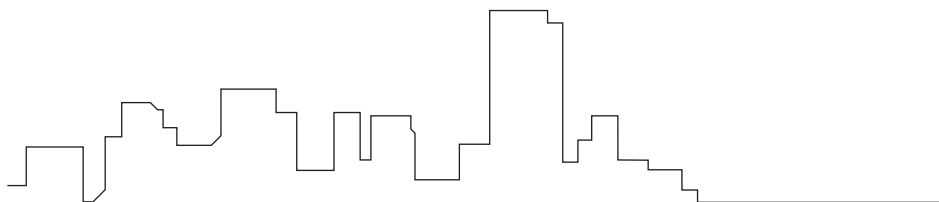
Name of property	Description of property held	Location of property	Description of improvements	Extent of land m <sup>2</sup>	Rent received R	Gross lettable area m <sup>2</sup>	Property value per GLA per R'000	Vacancy %	Property value 2011	Property value 2010
<b>Pretoria West</b>										
Asland	Erf 2947, Pretoria	365 Mitchell Street	Warehouse and workshops	9 993	1 256 728	5 175	2 227	10,18	<b>11 527 123</b>	11 482 833
Carlzeil	Erf 1892, Pretoria	411 Carl Street	Workshops and warehouses	2 855	325 108	1 180	2 645	–	<b>21 841 465</b>	19 872 541
	Erf 2987, Pretoria	30 Zeiler Street	Workshops and warehouses	2 617	600 492	1 255		–		
	Ptn 1 of Erf 1884, Pretoria	430 Mitchell Street	Workshops and warehouses	1 428	188 514	570		–		
	Ptn 1 of Erf 1885, Pretoria	414 Mitchell Street	Workshops and warehouses	1 428	282 350	738		13,96		
	Ptn 4 of Erf 1893, Pretoria	405 Carl Street	Workshops and warehouses	1 428	256 011	907		–		
	Remainder of Erf 1885, Pretoria	418 Mitchell Street	Workshops and warehouses	1 428	161 972	1 097		45,03		
	Remainder of Erf 1886, Pretoria	410 Mitchell Street	Workshops and warehouses	1 428	350 694	779		–		
	Remainder of Erf 1887, Pretoria	402 Mitchell Street	Workshops and warehouses	1 665	288 264	1 011		–		
	Remainder of Erf 1891, Pretoria	423 Carl Street	Workshops and warehouses	1 428	181 536	722		–		
Ischurch	Erf 3276, Pretoria	135 Church Street	Shops, 8 flats, offices, workshops and house	4 526	1 359 680	2 496	2 164	4,25	<b>13 279 165</b>	10 913 155
	Remainder of Erf 1518, Pretoria	127 Church Street	Workshops and warehouses	7 382	53 350	2 484		100,00	–	–
	Remainder of Erf 1519, Pretoria	125 Church Street	Workshops and warehouses	1 428	151 213	1 156		88,06	–	–
Mitchbuit	Erf 3015, Pretoria	590 Mitchell Street	Shops	3 569	250 471	1 392	1 725	16,16	<b>2 401 745</b>	2 319 210
Rapanos	Erf 2906, Pretoria	Cnr Church & Rebecca Streets	Shops and 2 flats	5 710	507 922	2 225	1 924	27,19	<b>4 281 295</b>	4 611 877



# Schedule of investment properties owned by the Group

for the year ended 28 February 2011

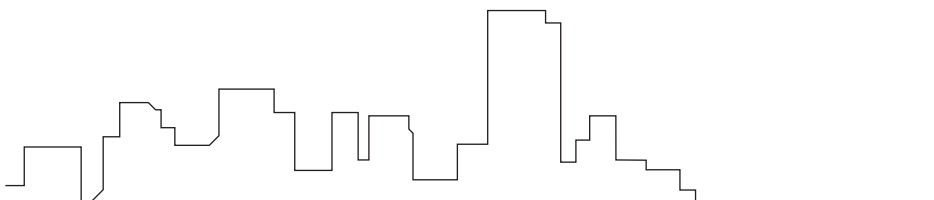
Name of property	Description of property held	Location of property	Description of improvements	Extent of land m <sup>2</sup>	Rent received R	Gross lettable area m <sup>2</sup>	Property value per GLA per R'000	Vacancy %	Property value 2011	Property value 2010
<b>Pretoria West (continued)</b>										
Rosemitch	Erf 2986, Pretoria	470 Mitchell Street	Warehouse	9 993	954 150	6 361	1 949	–	<b>22 225 920</b>	22 686 238
	Ptn 1 of Erf 1871, Pretoria	490 Mitchell Street	Motor showroom	821	90 708	97		–		
	Ptn 3 of Erf 3166, Pretoria	496 Mitchell Street	Warehouse and workshop	2 819	567 489	2 623		–		
	Ptn 4 of Erf 3166	27 Rose-Etta Street	18 flats	2 070	598 183	896		–		
	Remainder of Erf 2955, Pretoria	462a Mitchell Street	Vacant land	1 427	–	1 427		–		
				<b>65 443</b>	<b>8 424 835</b>	<b>34 591</b>	<b>2 184</b>	<b>16,08</b>	<b>75 556 713</b>	<b>71 885 854</b>



# Schedule of investment properties owned by the Group

for the year ended 28 February 2011

Name of property	Description of property held	Location of property	Description of improvements	Extent of land m <sup>2</sup>	Rent received R	Gross lettable area m <sup>2</sup>	Property value per GLA R'000	Vacancy %	Property value 2011	Property value 2010
<b>Pretoria – Other</b>										
Monaco	Sectional title units on Erf 839 & 797, Muckleneuk	213 Troye Street	27 flats	–	811 240	1 978	4 603	75,23	<b>9 104 300</b>	6 627 477
Pavilion	Erf 1117, Sunnyside, Pretoria	92 Jeppe Street	Shops	3 448	2 860 215	1 911	9 575	3,40	<b>18 297 532</b>	16 472 262
Rosnew	Ptn 1 of Erf 111, Rosslyn	15 Kotzenberg Street	Shops, workshop and garage	19 016	3 417 090	6 581	4 393	14,21	<b>28 912 088</b>	27 976 289
Savyon Building	Remainder of Erf 86, Sunnyside, Pretoria	189 Esselen Street	Shops and 28 flats	1 637	2 291 303	2 347	7 598	–	<b>17 833 633</b>	16 657 547
Sunnyside Galleries	Erf 1355, Sunnyside	277 Esselen Street	Offices and shops	–	2 147 306	3 233	3 740	17,45	<b>12 091 460</b>	9 153 399
The Village	Erf 71, Trevenna	47 Esselen Street	Shops	7 226	2 859 370	4 097	5 724	1,20	<b>23 449 526</b>	19 313 109
Valhof	Erf 1360, Valhalla	35 Vindella Road	Shops and offices	6 519	1 059 582	2 177	3 281	29,31	<b>7 143 604</b>	7 135 507
				<b>37 846</b>	<b>15 446 106</b>	<b>22 324</b>	<b>5 233</b>	<b>16,75</b>	<b>116 832 143</b>	<b>103 335 590</b>



# Schedule of investment properties owned by the Group

for the year ended 28 February 2011

Name of property	Description of property held	Location of property	Description of improvements	Extent of land m <sup>2</sup>	Rent received R	Gross lettable area m <sup>2</sup>	Property value per GLA per R'000	Vacancy %	Property value 2011	Property value 2010
<b>Silverton, Pretoria</b>										
Brianley	Erf 104, Silvertondale	123 Mosaic Road	Warehouse and workshops	5 539	953 886	3 188	2 781	25,69	<b>35 826 983</b>	35 782 833
	Erf 15, Silvertondale	108 Siersteen Avenue	Warehouse and workshops	1 470	164 380	503		–		
	Erf 16, Silvertondale	112 Siersteen Road	Warehouse and workshops	1 470	103 680	104		–		
	Erf 23, Silvertondale	441 Dekgras Road	Warehouse and workshops	1 088	195 037	647		–		
	Erf 34, Silvertondale	450 Skilderweg	Warehouse and workshops	1 088	261 183	652		–		
	Erf 97, Silvertondale	438 Dekgras Road	Warehouse & workshops	3 360	550 164	3 570		41,15		
	Erf 98, Silvertondale	421 Rustic Avenue	Warehouse and workshops	3 827	1 576 088	4 217		–		
Landjack	Erf 1603, Silverton Ext 5	309 Dykor Road	Warehousing	12 246	594 980	1 385	3 103	–	<b>4 297 660</b>	3 388 817
Notrevlis	Ptn 13 of Erf 409, Silverton	457 Pretoria Road	Shops and warehouse	5 093	930 405	1 842	4 178	–	<b>7 696 443</b>	7 741 687
Silverfas	Erf 206, Silvertondale	96 Fascia Road	Warehouses	3 850	845 600	2 712	2 534	–	<b>6 872 771</b>	6 487 736
Silvertondale 36	Sectional title units 1–3 on Erf 36, Silvertondale	446 Dekgras Road	Workshops and warehouses	2 058	490 923	1 753	3 092	38,56	<b>5 420 120</b>	5 084 986
Silway	Remainder of Erf 1623, Silverton	617 Pretoria Street	Shops, offices and 144 flats	23 555	8 965 560	22 782	2 471	34,87	<b>56 288 099</b>	55 866 797
Supmall	Remainder of Erf 577, Silverton	533 Pretoria Road	Shops	2 364	863 152	1 288	5 654	–	<b>7 282 936</b>	7 314 342
Tomzeil	Erf 152, Waltoo	275 Maggs Street	Warehouse and workshops	16 865	1 830 946	6 657	2 792	26,95	<b>18 583 964</b>	19 312 376
				<b>83 873</b>	<b>18 325 983</b>	<b>51 300</b>	<b>2 773</b>	<b>24,76</b>	<b>142 268 976</b>	<b>140 979 574</b>
				<b>553 800</b>	<b>372 851 743</b>	<b>708 893</b>	<b>4 984</b>	<b>23,09</b>	<b>3 533 075 643</b>	<b>3 005 380 225</b>

