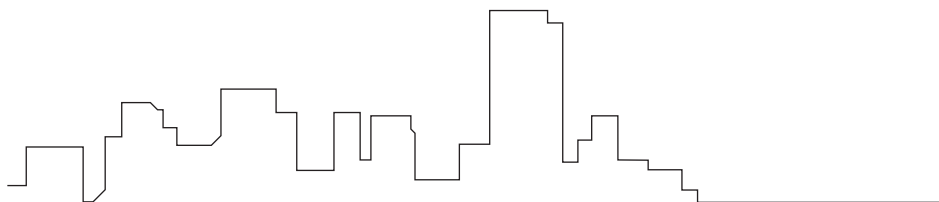


# Schedule of investment properties owned by the Group

for the year ended 28 February 2011

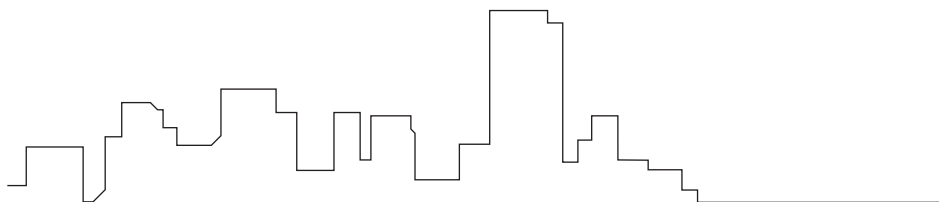
Name of property	Description of property held	Location of property	Description of improvements	Extent of land m <sup>2</sup>	Rent received R	Gross lettable area m <sup>2</sup>	Property value per GLA per R'000	Vacancy %	Property value 2011	Property value 2010
<b>Pretoria Central</b>										
28 Church Street	Ptn 1 of Erf 323, Pretoria	28 Church Street	Shops and offices	1 276	4 001 507	6 735	6 804	13,94	<b>45 826 739</b>	41 289 356
ABSA Pretorius Street	Ptn 4 of Erf 418, Pretoria	250 Pretorius Street	Shops and offices	812	1 988 910	3 281	4 272	32,37	<b>14 016 583</b>	12 675 985
Alec's Place	Ptn 1 of Erf 550, Pretoria	321 Bosman Street	Shops and 95 flats	1 357	4 158 743	5 293	5 825	–	<b>30 832 387</b>	28 421 831
Amanda Court	Ptn 1 of Erf 3095, Pretoria	245 Schoeman Street	Shops and 16 flats	2 186	2 076 227	2 878	5 237	–	<b>15 073 296</b>	14 739 195
AVN Building	Erf 3343, Pretoria	360 Andries Street	Shops and offices	2 374	3 194 515	6 978	3 855	–	<b>26 901 179</b>	28 014 480
Bank Towers	Ptn 8 of Erf 327, Pretoria	190 Andries Street	Offices	1 722	4 430 691	7 337	5 872	42,06	<b>43 083 178</b>	39 619 192
Boschurch	Ptn 3 of Erf 318, Pretoria	193 Bosman Street	Shops	638	552 968	926	5 139	–	<b>4 758 478</b>	4 568 447
Burlan	Remainder of Erf 370, Pretoria	41 Bureau Lane	Shop, basement and 7 floors of offices	480	820 326	2 063	3 638	–	<b>7 506 117</b>	7 017 185
Capital Towers North	Erf 3072, Pretoria	225 Vermeulen Street	Shops and offices	2 966	12 538 654	13 624	7 828	6,57	<b>106 655 083</b>	92 163 347
Central House	Erf 422, Pretoria	223 Central Street	Shops and 3 floors of offices	2 552	4 735 148	4 935	8 336	16,21	<b>41 139 964</b>	40 268 855
Central Towers	Ptn 6 of Erf 423, Pretoria	286 Pretorius Street	Shops and offices	1 299	5 089 719	7 586	5 183	31,49	<b>39 317 892</b>	38 167 051
City Place	Erf 3039, Pretoria	111 Church Street	Shops and 298 flats	5 725	11 105 075	14 655	5 784	19,48	<b>84 759 138</b>	79 265 500
Curpro	Erf 2820, Pretoria	247 Proes Street	Motor showroom	2 552	406 056	168	18 641	–	<b>3 131 619</b>	2 974 629
Cuthchurch	Ptn 10 of Erf 371, Pretoria	206 Andries Street	Shops and offices	348	1 433 433	1 129	6 005	5,85	<b>51 207 377</b>	49 184 723
	Ptn 6 of Erf 371, Pretoria	259 Church Street	Basement, shops and offices	375	2 024 427	945		–		
	Ptn 9 of Erf 371, Pretoria	210 Andries Street	Basement, shops and offices	1 828	1 780 257	6 453		52,69		
Daloria	Ptn 4 of Erf 484, Pretoria	395 Pretorius Street	Shops	1 873	862 607	1 564	4 921	1,28	<b>7 696 728</b>	6 010 353
Damalis	Ptn 2 & 3 of Erf 67, Pretoria	256 Struben Street	Shops	917	239 599	480	10 817	–	<b>5 191 936</b>	–
Demar Building	Remainder of Erf 577, Pretoria	371 Schoeman Street	Shops, basement parking and 70 flats	2 225	2 713 310	4 107	3 879	10,10	<b>15 932 145</b>	15 912 795



# Schedule of investment properties owned by the Group

for the year ended 28 February 2011

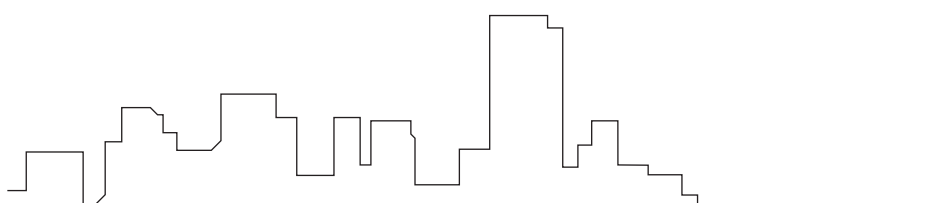
Name of property	Description of property held	Location of property	Description of improvements	Extent of land m <sup>2</sup>	Rent received R	Gross lettable area m <sup>2</sup>	Property value per GLA R'000	Vacancy %	Property value 2011	Property value 2010
<b>Pretoria Central (continued)</b>										
Die Meent	Erf 3364, Pretoria	266 Pretorius Street	Shops and offices	7 582	9 710 381	28 756	3 870	70,02	<b>111 297 297</b>	82 727 334
Du Proes	Erf 2868, Pretoria	26 Andries Street	Shops	1 317	296 933	1 280	2 692	77,73	<b>11 586 439</b>	11 452 134
	Ptn 1 of Erf 168, Pretoria	83 Du Toit Street	Shops	609	193 653	701		10,84		
	Ptn 4 of Erf 25, Pretoria	34 Andries Street	Shops	508	63 778	514		–		
	Ptn 6 of Erf 168, Pretoria	400 Proes Street	Shops	1 247	292 334	831		1,44		
	Ptn 6 of Erf 25, Pretoria	28 Andries Street	Shops	1 001	188 884	723		–		
	Re of Ptn 2 of Erf 168, Pretoria	79 Du Toit Street	Shops	522	112 200	255		–		
Dupro7	Remainder of Ptn 1 of Erf 25 & remainder of Erf 67, 36 and 38 Andries Pretoria	Street	Vacant land	878	48 382	878	3 816	–	<b>3 350 750</b>	3 350 750
MidChurch	Remainder of Erf 359, Pretoria	121 Church Street	Shops	654	68 000	1 459	2 141	–	<b>3 123 107</b>	–
Paulefko	Ptn 1 of Erf 2599, Pretoria	327 Paul Kruger Street	Shop	557	261 583	1 409	1 274	–	<b>1 794 404</b>	1 721 779
Perl Modes Building	Remainder of Erf 3088, Pretoria	273 Andries Street	Shops and offices	1 577	1 861 667	2 110	8 392	–	<b>17 706 500</b>	15 960 529
Perm Building	Erf 3190, Pretoria	246 Paul Kruger Street	Offices	1 862	3 375 422	6 114	4 007	51,28	<b>24 501 391</b>	27 642 392
Pete's Place	Ptn 7 & 8 of Erf 505, Pretoria	174 Schoeman Street	Shops and 181 flats	1 782	6 404 377	6 913	8 129	0,80	<b>56 192 792</b>	49 506 739
Potmeul	Ptn 3 of Erf 3019, Pretoria	Cnr Potgieter & Proes Streets	Vacant land	16 523	–	–	–	–	<b>1 392 044</b>	1 305 070
Poyntons	Erf 2841, Pretoria	117 Van der Walt Street	Shop and offices	2 001	1 301 878	3 150	4 125	48,00	<b>12 994 807</b>	13 067 050
Praetor Forum	Erf 3387, Pretoria	267 Van der Walt Street	Shop and offices	2 132	3 166 887	6 006	4 579	34,38	<b>27 502 380</b>	23 455 773
Premium Towers	Ptn 1 of Erf 3341, Pretoria	296 Pretorius Street	Shop and offices	1 418	3 875 879	5 908	6 183	27,35	<b>36 530 709</b>	32 289 093



# Schedule of investment properties owned by the Group

for the year ended 28 February 2011

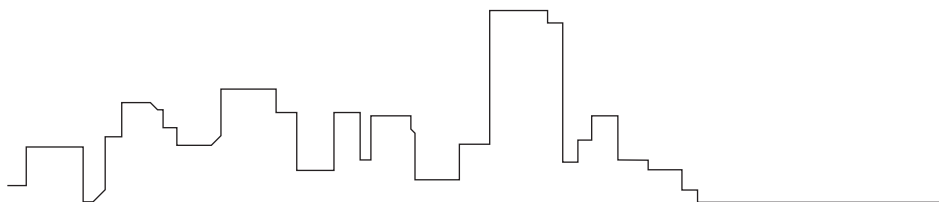
Name of property	Description of property held	Location of property	Description of improvements	Extent of land m <sup>2</sup>	Rent received R	Gross lettable area m <sup>2</sup>	Property value per GLA per R'000	Vacancy %	Property value 2011	Property value 2010
<b>Pretoria Central (continued)</b>										
Pretjolum	Erf 2774, Pretoria	385 Pretorius Street	Shops and warehouse	2 181	164 220	1 704	2 764	–	<b>19 397 080</b>	18 907 290
	Erf 2858, Pretoria	386 Schoeman Street	Shops	4 357	1 036 531	3 163		–		
	Ptn 2 of Erf 483, Pretoria	391 Pretorius Street	Offices and shops	993	470 735	1 229		–		
	Remainder of Erf 2585	267 Du Toit Street	Offices	1 785	364 643	923		–		
Pretoria Roadworthy	Erf 2717, Pretoria	218–224 Schubart Street	Workshop	1 181	61 849	705	566	–	<b>399 238</b>	396 005
Prime Towers	Ptn 2 of Erf 520, Pretoria	296 Schoeman Street	Shops, 5 floors of offices and basement	752	1 826 618	3 738	5 901	29,99	<b>22 059 620</b>	18 198 825
Prinschurch	Erf 383, Pretoria	216 Prinsloo Street	Office and shops	2 552	7 252 755	13 231	4 159	86,81	<b>55 025 736</b>	58 828 942
Prinsman	Erf 3452, Pretoria	327 Schoeman Street	Shops, offices and 175 flats	8 504	8 745 170	9 339	6 220	–	<b>113 036 208</b>	110 039 724
	Ptn 1 of Erf 3432, Pretoria	332 Skinner Street	Shops	4 475	1 449 767	3 109		–		
	Ptn 1 of Erf 571, Pretoria	317 Schoeman Street	Offices and shops	1 703	2 938 512	5 725		95,53		
Prinsproes	Remainder of Erf 163, Pretoria	84 Prinsloo Street	Shops and offices	2 378	570 572	4 632	1 829	34,33	<b>8 472 331</b>	5 792 824
Rapier	Ptn 3 of Erf 198, Pretoria	297 Proes Street	Shops	1 247	1 213 510	971	10 965	–	<b>10 647 267</b>	10 726 268



# Schedule of investment properties owned by the Group

for the year ended 28 February 2011

Name of property	Description of property held	Location of property	Description of improvements	Extent of land m <sup>2</sup>	Rent received R	Gross lettable area m <sup>2</sup>	Property value per GLA per R'000	Vacancy %	Property value 2011	Property value 2010
<b>Pretoria Central (continued)</b>										
Rezmep	Erf 3081, Pretoria	385 Church Street	Shops	2 812	512 405	2 128	3 501	–	<b>66 457 575</b>	57 407 384
	Remainder of Erf 385, Pretoria	379 Church Street	Shops	763	214 803	803		–		
	Erf 387, Pretoria	387 Church Street	Shops, warehousing and 20 flats	2 552	804 080	1 994		50,35		
	Erf 432, Pretoria	362 Pretorius Street	Shops and warehouse	2 552	2 675 528	1 945		–		
	Erf 435, Pretoria	388 Pretorius Street	Shops and warehouse	2 552	496 958	1 881		–		
	Ptn 1 & 2 of Erf 384, Pretoria	361 Church Street (East)	Shops	553	380 436	847		45,22		
	Ptn 1 of Erf 388 & Remainder of Lot 409, Pretoria	219 Du Toit Street	Shops and 22 flats	1 485	811 179	2 237		–		
	Ptn 1 of Erf 434, Pretoria	378 Pretorius Street	Shops, offices and warehousing	1 276	187 006	1 978		21,23		
	Ptn 3 of Erf 434, Pretoria	384 Pretorius Street	Shops	1 276	341 456	2 020		–		
	Remainder of Erf 388, Pretoria	399 Church Street	Shops and hotel	1 067	488 969	3 152		10,47		
Russel's Place	Erf 2669, Re of Erf 356, Ptn 3 of Erf 356, Pretoria	213 & 221 Schubart Street and 91 Church Street	Shops and 191 flats	3 021	7 616 392	8 140	7 742	4,67	<b>63 022 758</b>	62 925 636
Samchurch	Consolidated Erf 3433	Cnr Church & Prinsloo Street	Shops, basement and vacant land	3 237	436 857	3 237	9 293	94,69	<b>30 081 413</b>	30 087 136
Schoecourt	Erf 2597	84 Schoeman Street	Shops and storeroom	2 738	97 385	2 542	1 025	55,47	<b>2 606 583</b>	–
Shepstru	Remainder of Erf 121, Pretoria	335 Struben Street	Shops, offices and houses	2 378	933 055	3 070	2 558	7,17	<b>7 852 086</b>	7 419 374
Shoprite Van der Walt street	Erf 2723, Ptn 1 of Erf 2577, Ptn 1 of Erf 2581, Pretoria	298 Church Street	Shops and offices	7 358	3 683 553	18 901	6 951	–	<b>131 381 606</b>	–
Standard Bank Chambers	Remainder of Erf 2801, Pretoria	236 Paul Kruger Street	Offices	1 741	4 354 752	7 571	5 089	6,72	<b>38 526 571</b>	36 821 393



# Schedule of investment properties owned by the Group

for the year ended 28 February 2011

Name of property	Description of property held	Location of property	Description of improvements	Extent of land m <sup>2</sup>	Rent received R	Gross lettable area m <sup>2</sup>	Property value per GLA R'000	Vacancy %	Property value	
									2011	2010
<b>Pretoria Central (continued)</b>										
Station Place	Erf 3509, Pretoria	190 Scheiding Street	Shops and 369 flats	7 656	12 945 809	16 285	6 016	1,22	<b>97 974 660</b>	97 521 223
Toitman	Ptn 4 of Erf 436, Pretoria	225 Du Toit Street	Office and shops	13 034	562 557	2 139	2 120	–	<b>4 535 633</b>	4 302 356
Vanstrub	Erf 3059, Pretoria	70 Van der Walt Street	Shops and warehouse	5 104	2 304 338	4 111	5 838	46,41	<b>24 001 907</b>	24 048 583
Volks Building	Remainder of Erf 357, Pretoria	218–224 Schubart Street	Parking	1 276	148 939	1 276	783	–	<b>998 831</b>	998 831
				<b>211 487</b>	<b>206 428 919</b>	<b>366 975</b>	<b>5 182</b>	<b>21,34</b>	<b>1 901 726 383</b>	<b>1 642 768 300</b>

